



## MTNL Delhi Broadband/FTTH Online TOP UP Guide

Now Broadband / FTTH Customers can get their Original Speed even after exhaust of FUP Limit by buying Speed-Booster/ TOPUP Online

### Tariff

#### Broadband


SN	MRP	Data	Speed
1	Rs 50	6GB	Original PreFUP Speed of the Plan
2	Rs 100	16GB	Original PreFUP Speed of the Plan

#### FTTH

SN	MRP	Data	Speed
1	Rs 200	50GB	Original PreFUP Speed of the Plan

### How to Buy TopUP

Go to <http://register.bol.net.in> OR <http://mtnldelhi.in/recharge>



Welcome to MTNL - Customer Web Self Care

### Member Login

User Name

Password

[Forgot Password?](#)


In Case of any difficulty in Prepaid Recharge or FUP TopUp, Please write to [app.feedback@bol.net.in](mailto:app.feedback@bol.net.in)

[Tariff |](#)

Customers are advised to change the password from security perspective. For Triband the password should be changed at two places in a specific order. For detailed procedure refer [Triband User's Guide](#). You may also dial 1504 and obtain online help.

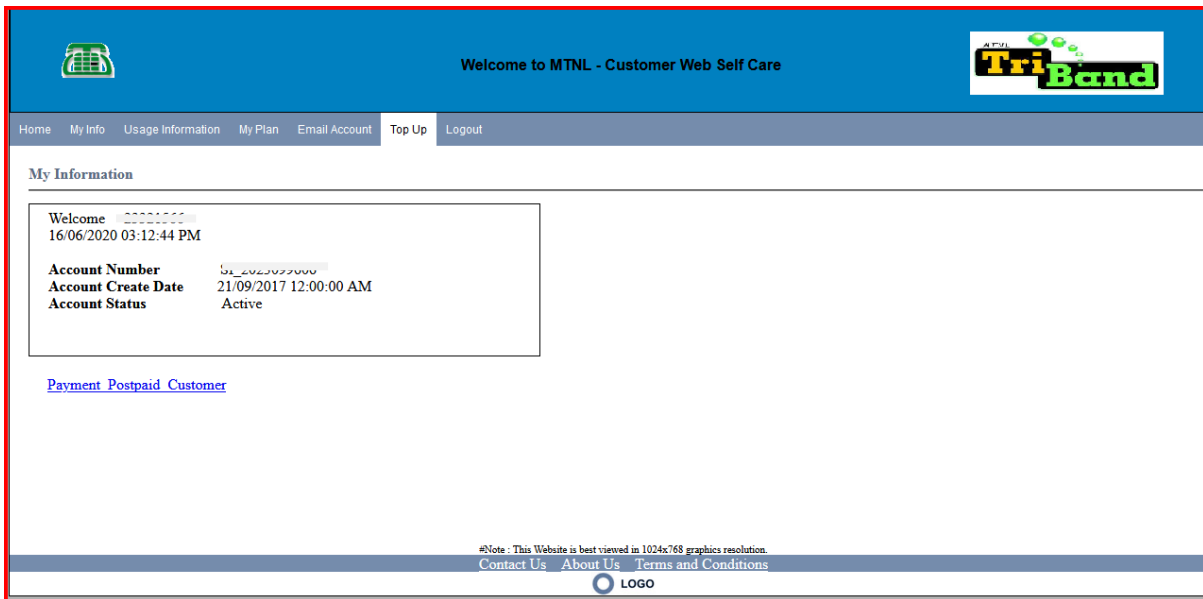
In Case of difficulties or suggestions please contact: MTNL Delhi Office,  
Ph. : 22221504/1504 OR Email: [helpdesk.delhi@bol.net.in](mailto:helpdesk.delhi@bol.net.in)  
Copyright (c) 2004, Mahanagar Telephone Nigam Limited. All Rights Reserved  
Best Viewed with Google Chrome.

[Contact Us](#)

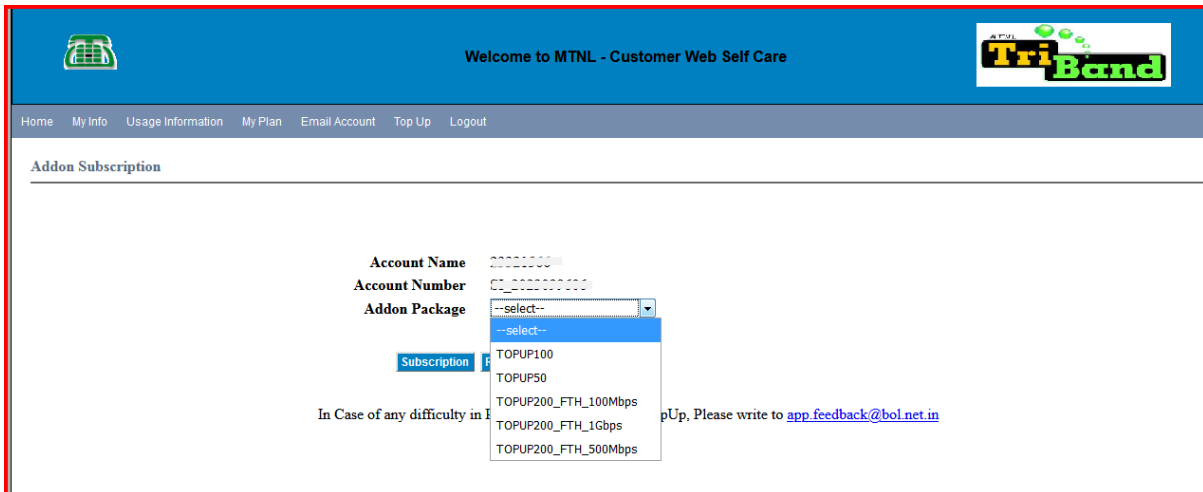


Log IN with your Broadband Username and Password. In case you do not remember your password, please write to [app.feedback@bol.net.in](mailto:app.feedback@bol.net.in) or call 011-22221504

Click on “Top Up” in Menu



In Top-Up Menu Select the Plan you wish to purchase and then click on Subscription. Details of plan will be displayed after selecting plan.



After clicking on Subscription, you will be redirected to Payment page powered by CC-AVENUE

Please fill the Required Information:

Billing Name – Name of Subscriber

Address – Billing Address

Zip Code – PIN CODE

Mobile Number- Mobile Number of Customer

Email – Email where Invoice will be delivered

**(DO NOT WRITE ANYTHING IN COUPON CODE and CC AVENUE CHECKOUT Username and password as it is exclusively for CC Avenue Registered Customers and not for MTNL Broadband Retail Customers)**

Payment Option can to be selected from Credit Card, Debit card, Net-Banking or UPI

English ▼

### Billing Information

Tej Pratap Singh	
111,HH Avenue Delhi	
110085	Delhi
Delhi	India <span style="font-size: 0.8em;">▼</span>
9800000000	tps@dummymail.com
Notes (Optional)	

My Billing and Shipping address are different

### Payment Information

Credit Card	<input type="radio"/> BHIM	<input type="radio"/> PhonePe	<input type="radio"/> G Pay (Tez)
Debit Cards	<input type="radio"/> paytm	<input type="radio"/> WhatsApp	<input type="radio"/> Other UPI
Net Banking			
UPI	Enter your UPI ID <a href="#">How to find Paytm UPI ID?</a>		
	<input type="text" value="9800000000"/>	<input type="text" value="@paytm"/>	<span style="font-size: 0.8em;">▼</span>
	<a href="#">How to pay using UPI?</a>		
	OR		
	<input type="checkbox"/> Pay By QR Code		
	<b>INR 100.00</b> (Total Amount Payable)		
	<input type="button" value="Make Payment"/>	<input type="button" value="Cancel"/>	

### ORDER DETAILS

Order #: SI\_20230996061592302595344

Coupon Code  [Apply](#)

Order Amount 100.00

**Total Amount INR 100.00**

---

### CC Avenue CHECKOUT

Checkout login for registered users only.

Enter Username

Enter Password

[Forgot Password?](#)

After Selecting Required Mode of Payment and filling of details of Card / Netbanking click on MAKE PAYMENT.

You will be redirected to your Bank Site or Card Gateway page for OTP or other authentication.

Successful Transaction will display page with Recharge Successful Message

In case of any Error Failure during the whole process, please write to [app.feedback@bol.net.in](mailto:app.feedback@bol.net.in) with screenshot, Telephone Number, Mobile number along with date and time of transaction.